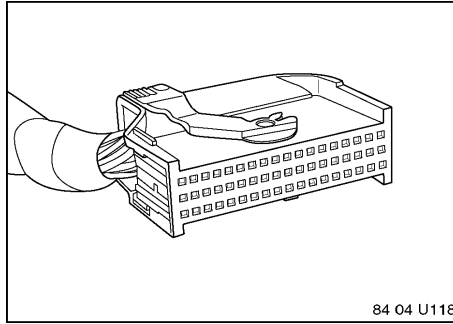
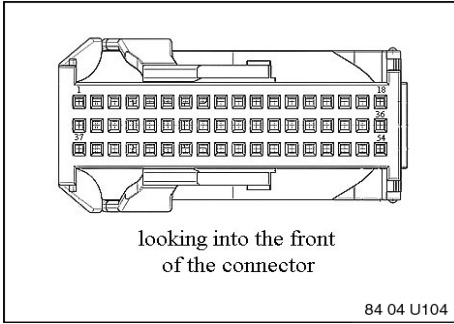


TCU Connector E46/53/83/85

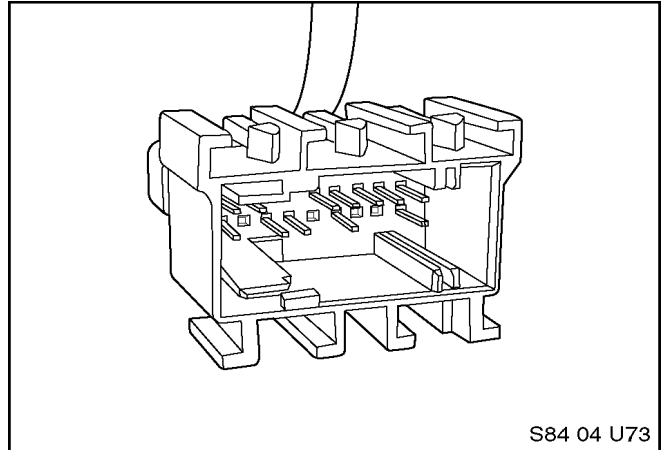
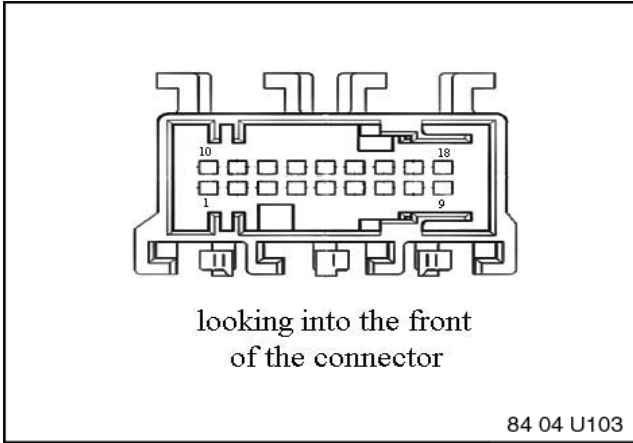
54 Female Pin, Male ELO Connector



Pin #	Everest 54 ELO IBUS US Pin Name	Description	comments
1	MIC1+	Microphone 1 Positive	
2	Gnd		
3	Gnd	cradle Enable	
4	Gnd		
5	Gnd		
6	Gnd		
7	DFA_FL	Wheelspeed, Front Left	
8	DFA_FR	Wheelspeed, Front Right	
9	P2K RX Audio On/Off	Wired Portable Analog Audio From Phone	
10	P2K Audio Ground	Wired Portable Audio Ground	
11	P2K TX Audio	Wired Portable Analog Audio To Phone	
12	Gnd		
13	Gnd		
14	MDI	Motorola Diag Interface (MOT Use Only)	
15	IBUS	IBUS Interface	
16	Aux Battery+	Auxilliary Battery Positive Terminal	
17	Battery+	Main Battery Positive (Klemme 30)	
18	Battery+	Main Battery Positive (Klemme 30)	
19	MIC1-	Microphone 1 Negative	
20	Gnd		
21	MIC Shield	Microphone Shield	
22	Hookswitch Portable	Hookswitch to detect portable phone	
23	Gnd		
24	Gnd		
25	Gnd		
26	Bcall Button	Breakdown Call Button	
27	RS232 RTS	Serial Debug Port RTS	
28	RS232 Ground	Serial Debug Port Ground	
29	P2K TXD	Wired Portable Serial IF TxD	
30	P2K RXD	Wired Portable Serial IF RxD	
31	Ecall Button	Emergency Call Button	
32	Charger_On_Off	Charger: on if +12V, off if Gnd	
33	NF_ON	NF_ON to audio amplifier	
34	TEL_ON	Telephone On Indicator for compensator	
35	Ignition	Ignition Input (Klemme R)	
36	Battery Ground	Main Battery Ground (Klemme 31)	
37	Vehicle Speaker+ (NF high out)	Vehicle Speaker Positive	
38	Vehicle Speaker- (NF high out)	Vehicle Speaker Negative	
39	P2K Shield	Wired Portable Serial IF Shield	
40	Gnd		
41	Gnd		
42	Gnd		
43	RS232 TX	Serial Debug Port TxD	
44	RS232 RX	Serial Debug Port RxD	
45	RS232 CTS	Serial Debug Port CTS	
46	Bluetooth Disable	Disable BT where unavailable (switch in eject-box)	
47	Gnd		
48	Gnd		
49	P2K Ground	Wired Portable Serial IF Phone Ground	
50	MAYDAY LED	MAYDAY LED Output	
51	Mute	Radio Mute	
52	58g	Lighting Intensity Dimming Signal; signal via bluetooth to handset	
53	Aux Battery Ground	Auxilliary Battery Ground	
54	Battery Ground	Main Battery Ground (Klemme 31)	

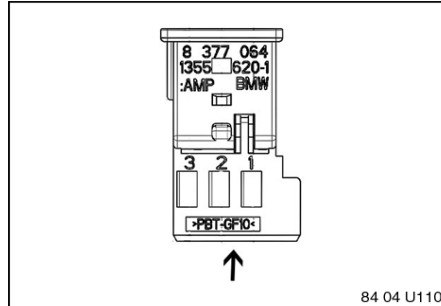
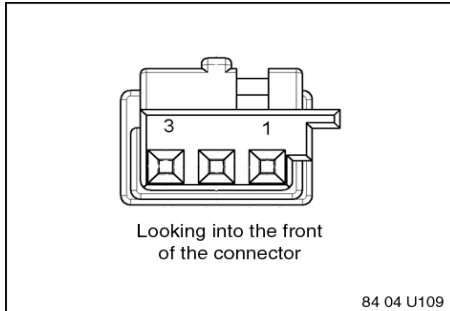
Ejectbox E 46/53

18 Male Pin, Female ELO Connector



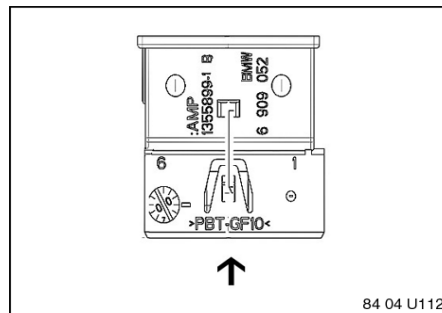
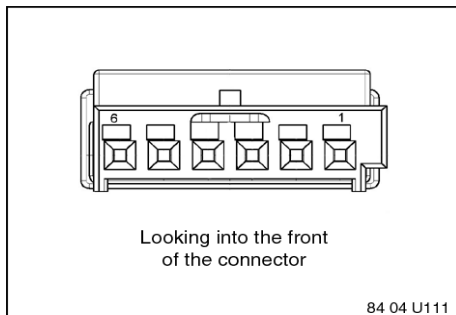
PIN #	Ejectbox 18 pin ELO (P2K)	Description	Comments
1	Charger_On_Off	Charger: on if +12V, off if Gnd	
2	Battery Ground	Main Battery Ground (Klemme 31)	
3	58g	Lighting Intensity Dimming Signal; signal via bluetooth to handset	
4	P2K Audio Ground	Wired Portable Audio Ground	
5	Battery+	Main Battery Positive (Klemme 30)	
6			
7			
8			
9	P2K TXD	Wired Portable Serial IF TxD	
10	Hookswitch Portable	Hookswitch to detect portable phone	
11			
12			
13	P2K TX Audio	Wired Portable Analog Audio To Phone	
14		cradle Enable	
15	P2K RX Audio On/Off	Wired Portable Analog Audio From Phone	
16	Bluetooth Disable	Disable BT where unavailable	
17			
18	P2K RXD	Wired Portable Serial IF RxD	

Microphone E46/53/83/85 3 Female Pin, Male ELO Connector



PIN #	Microphone 3 Pin ELO Connector, female	Description	Comments
1	MIC(+)	Microphone 1 Positive	
2	MIC(-)	Microphone 1 Negative	
3	MIC SHIELD	Microphone Shield	

Mayday Switch E46/53/83/85 6 Female Pin, Male ELO Connector



Pin#	Mayday Switch 6 Pin ELO Connector	Description	Comments
1	ROAD Assist	Breakdown Call Button	
2	58g	instrument and location light	
3	LED	symbol light, LED	
4	Mayday	Emergency Call Button	
5	Ground		
6			